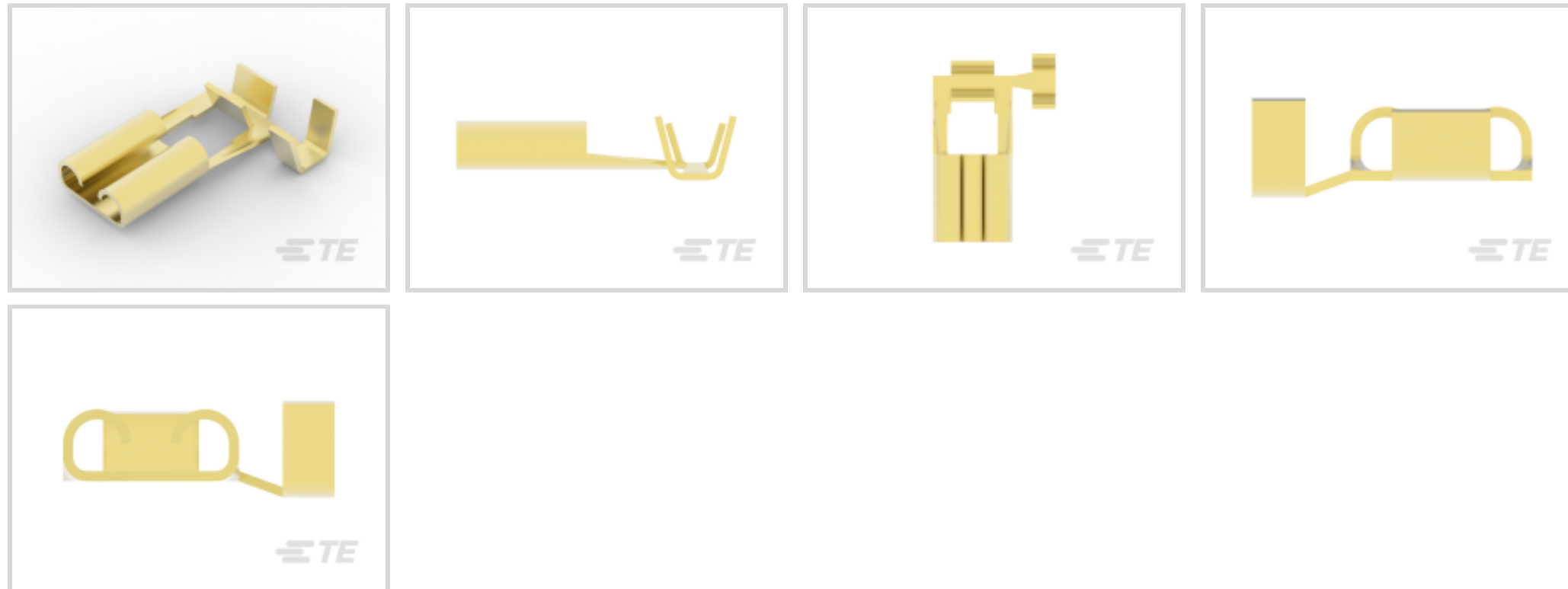




Terminals & Splices > Quick Disconnects



Quick Disconnect Terminal Type: **Receptacle**

Wire Size: .32 – .82 mm<sup>2</sup>

Mating Tab Width: 4.75 mm [.187 in ]

Mating Tab Thickness: .81 mm [.032 in ]

## Features

### Product Type Features

Terminates To	Wire & Cable
Wire Stop	No
Wire/Cable Type	Regular Wire
Insertion Force	Low
Sealable	No

### Configuration Features

Connection Capacity	Single
---------------------	--------

### Contact Features

Quick Disconnect Terminal Type	Receptacle
Mating Tab Width	4.75 mm [.187 in]
Mating Tab Thickness	.81 mm [.032 in]
Terminal Orientation	Flag
Contact Base Material	Brass
Terminal Plating Material	Unplated
Crimp Type	F-Crimp



Barrel Type	Open
-------------	------

### Mechanical Attachment

Mating Retention Type	Dimple
-----------------------	--------

Wire Insulation Support	With
-------------------------	------

### Dimensions

Accepts Wire Insulation Diameter Range	1.52 – 2.8 mm [.06 – .11 in]
--	------------------------------

Overall Length	11.3 mm [.444 in]
----------------	-------------------

Receptacle Terminal Stock Thickness	.33 mm [.013 in]
-------------------------------------	------------------

Wire Size	.32 – .82 mm <sup>2</sup>
-----------	---------------------------

### Usage Conditions

Insulation Option	Uninsulated
-------------------	-------------

Operating Temperature Range	-40 – 110 °C [-40 – 230 °F]
-----------------------------	-----------------------------

### Industry Standards

UL Rating	Listed
-----------	--------

### Packaging Features

Packaging Quantity	15000
--------------------	-------

Packaging Method	Strip/Reel
------------------	------------

### Other

Line	Budget
------	--------

## Product Compliance

[For compliance documentation, visit the product page on TE.com>](#)

EU RoHS Directive 2011/65/EU	Compliant
------------------------------	-----------

EU ELV Directive 2000/53/EC	Compliant
-----------------------------	-----------

China RoHS 2 Directive MIIT Order No 32, 2016	No Restricted Materials Above Threshold
---	---

EU REACH Regulation (EC) No. 1907/2006	Current ECHA Candidate List: JUNE 2022 (224) Candidate List Declared Against: JUNE 2022 (224) Does not contain REACH SVHC
--	---

Halogen Content	Low Halogen - Br, Cl, F, I < 900 ppm per homogenous material. Also BFR/CFR/PVC Free
-----------------	---

Solder Process Capability	Not applicable for solder process capability
---------------------------	--



Product Compliance Disclaimer

This information is provided based on reasonable inquiry of our suppliers and represents our current actual knowledge based on the information they provided. This information is subject to change. The part numbers that TE has identified as EU RoHS compliant have a maximum concentration of 0.1% by weight in homogenous materials for lead, hexavalent chromium, mercury, PBB, PBDE, DBP, BBP, DEHP, DIBP, and 0.01% for cadmium, or qualify for an exemption to these limits as defined in the Annexes of Directive 2011/65/EU (RoHS2). Finished electrical and electronic equipment products will be CE marked as required by Directive 2011/65/EU. Components may not be CE marked. Additionally, the part numbers that TE has identified as EU ELV compliant have a maximum concentration of 0.1% by weight in homogenous materials for lead, hexavalent chromium, and mercury, and 0.01% for cadmium, or qualify for an exemption to these limits as defined in the Annexes of Directive 2000/53/EC (ELV). Regarding the REACH Regulation, the information TE provides on SVHC in articles for this part number is based on the latest European Chemicals Agency (ECHA) 'Guidance on requirements for substances in articles' posted at this URL: <https://echa.europa.eu/guidance-documents/guidance-on-reach>

## Compatible Parts



TE Part # 2-2150397-1  
OCEAN\_2.0\_Applicator-E-070F1400



TE Part # 2-2150397-2  
OCEAN\_2.0\_Applicator-E-070F1400-A



TE Part # 2-2150447-1  
OCEAN\_2.0\_Applicator-E-070F1100V



TE Part # 2-2150447-2  
OCEAN\_2.0\_Applicator-E-070F1100V



TE Part # 2150397-1  
OCEAN\_2.0\_Applicator-E-070F1400



TE Part # 2150397-2  
OCEAN\_2.0\_Applicator-E-070F1400-A



TE Part # 2150447-1  
OCEAN\_2.0\_Applicator-E-070F1100V



TE Part # 2150447-2  
OCEAN\_2.0\_Applicator-E-070F1100V



TE Part # 626481-1  
.110 FLAG FASTON RE



TE Part # 7-2150397-1  
OCEAN\_2.0\_Applicator-E-070F1400



TE Part # 7-2150397-2  
OCEAN\_2.0\_Applicator-E-070F1400-A



**KIT**  
REPRESENTATION ONLY  
TE Part # 7-2150397-7  
OCEAN\_2.0\_SPARE\_PART\_KIT-180F250F



TE Part # 7-2150447-1  
OCEAN\_2.0\_Applicator-E-070F110OV



TE Part # 7-2150447-2  
OCEAN\_2.0\_Applicator-E-070F110OV



TE Part # 7-2150447-7  
OCEAN\_2.0\_SPARE\_PART\_KIT-070F110OV



TE Part # 2150572-1  
OC-AT-E-FM-070F140O-001-0046



TE Part # 2150572-2  
OC-AT-E-FA-070F140O-001-0046




TE Part # 2-2150572-1  
OC-PA-E-FM-070F140O-001-0046




TE Part # 2-2150572-2  
OC-PA-E-FA-070F140O-001-0046


Also in the Series | **FASTON 187**




Crimp Terminal Housings(41)




Insertion & Extraction Tools(1)



Joints & Splices(1)



PCB Terminals(48)



Quick Disconnects(213)



Splices(1)

Documents

**Product Drawings**

187 FASTON,FLAG,REC.,18-22 AWG,BR

English

**CAD Files**

Customer View Model

ENG\_CVM\_CVM\_1742087-1\_F.2d\_dxf.zip

English



### 3D PDF

3D

#### Customer View Model

[ENG\\_CVM\\_CVM\\_1742087-1\\_F.3d\\_igs.zip](#)

English

#### Customer View Model

[ENG\\_CVM\\_CVM\\_1742087-1\\_F.3d\\_stp.zip](#)

English

By downloading the CAD file I accept and agree to the [Terms and Conditions](#) of use.

### Datasheets & Catalog Pages

[82004 FASTON Terminals \(Insulated and Uninsulated\) Catalog - FASTON Receptacles Section](#)

English

### Product Specifications

[Application Specification](#)

English

### Product Environmental Compliance

[TE Material Declaration](#)

English

### Agency Approvals

[CSA Certificate](#)

English

[CSA Certificate](#)

English